

St Joseph's Catholic Primary School

Inspiring everyone to **R.E.A.C.H** through Faith, Hope, Love

Friday 2nd April: A newsletter for children!

Another week of schooling at home-I hope that you have all been demonstrating 'REACH' in all of the activities that you have been doing. It has been lovely to keep in touch with you either through Twitter @St_Josephs_Glos or the lovely emails and letters that you, the children have written to your teachers and SLT, as well as photographs that have been sent in-we love to hear from you all!

I have also enjoyed chatting to some parents, just to touch base and make sure that all is well with you all. Thank you for your lovely kind words and concerns for us as key workers-your prayers and thoughts are a great comfort to us all.

As I'm sure you are aware, we are unable to attend Mass, so perhaps you could set up your own prayer table at home, and remember to say our daily prayers, that we would say in school. For those who would like to virtually attend Mass, it is offered at Clifton Cathedral (Thank you Mrs Kingston for the heads up) <https://cliftondiocese.com> (9:30 Mass) and at midday <https://www.josephfrancis.org/livestream> (Thank you to Clare and Hugh Harper).

Keep up the super efforts St Joseph's-I am very proud of you all!

Well done!

A great big well done to the following children for their fabulous work:

- *Hannah: fabulous family photos of all enjoying Joe Wickes!
- *Posy and Ayla Y6 completed Miss Fletcher's maths challenge about the collapsing bridge.
- *Mr. Walton and Tillie for his DT challenge!
- *Alex and his attempt to complete the challenge set by Miss Jones!
- *Bertie and the game he has made for Mr Luce to play at the weekend! And Rosalie's efforts to complete Miss Jones' challenge
- *Spencer Stancombe and his response to Miss Jones' challenge!
- *Emily Niven for trying to brighten up her nanny's garden!
- *Amelia Ritchies' cookies (save one for me!)
- *Samuel Connolly for his alien house he made for Mr. Luce!
- *Oscar and Edward Artz for sharing the mustard seeds they planted!
- *Kian for learning to count backwards from 10
- *Safia for her work on multiplication
- *Alfie Morgan for writing cards to his friends

Thank You!

A big Thank You to:

All of our team for their continued efforts to support and help you all with your learning.

Our office team for keeping calm and carrying on-responding to communication and supporting Mrs D'Arcy and Mrs Howells

Our fabulous cleaners, Sue and Jane for making sure that the school is super clean and each room deep cleaned.

Mrs Ferris for helping me to deliver food parcels

Ben Bishop, for wanting to be part of our team and giving up a day to provide cover in school

Montague Academy-for being part of our team and bringing a smile to our faces!

ALL KEY WORKERS—many of whom are parents at our school. Thank you for all that you are doing to help us all!

BIGGEST THANK YOU GOES TO MUMS, DADS, AND CARERS! I trained for 4 years to become a teacher-you have mastered it in 48 hours!

Who is Who?



Can you work out which photograph is which member of staff?

Answers will be on the next newsletter!

Can you spot.....

Mr. Luce Miss Piper Mrs Barron Mr. Walton

Miss Browning Mrs Hamlin Mrs Bevan Miss Jones

Mrs D'Arcy Miss Gardiner Mrs Jenkins Miss Fletcher

Miss Mrs Hill Mrs Mrs Barrett
McCarthy Freckleton

Miss Crisp Mrs Howells Mrs Ferris



During Easter

Children, please try to spend some time next week recapping on the Easter Story and all that Holy Week teaches us about our faith. Perhaps during the Easter break, you could create an Easter Garden and share your pictures/photographs either on Twitter or to SLT. Think carefully about the key messages that we can learn from. Perhaps you could say this prayer:

Living God, we know that all things are possible for you. Fill us with hope for a future where all people may live their lives to the full. Inspire us to work together to make this change happen. Amen.

After Easter

We are assuming that homeschooling will continue for sometime yet. Your teachers are working hard in order to create a new webpage for each year group with more structure and support for parents and for you, children. There will be a timetable, with VCOP activities, online learning in maths and reading, RE and theme/topic work which you can then e-mail to your teacher to be marked. More information will follow once it has all been set up!























Can you solve the Riddle?

What is full of holes but still holds water?



Perhaps you could try to do one or many of these acts of kindness during the Easter Break-don't forget to share your pictures with us!

<p>Make cards / positive notes to post to people in your community.</p> 	<p>Sit outside in the sunshine and read a book or a magazine.</p> 	<p>Stay refreshed! Make some lemon water and enjoy a fresh glass. Just mix water and lemon slices.</p> 	<p>Find a quiet space. Get comfy and listen to your favourite music.</p> 	<p>Leave someone in your house a kind note. You could write a compliment or a kind message.</p> 
<p>Make a bird feeder and put it in the garden. Use a toilet roll tube, cover in butter and then seeds.</p> 	<p>Make a handmade gift for somebody.</p> 	<p>Create a "Be Positive" poster and display it in a window in your house for people to see when they pass your house.</p> 	<p>Go outside and sit quietly for 5 minutes. Write a list of all the things you hear. This could be birds tweeting, leaves rustling.</p> 	<p>Clear a space in your house and play your favourite party music. Dance like nobody is watching!</p> 
<p>Do some physical activity for 30 minutes. You could use PE with Mr. C.</p> 	<p>Make some natural art pictures using things you find outside.</p> 	<p>Do some yoga or meditation! You can find lots of videos on YouTube for this.</p> 	<p>Have a pamper afternoon with your family.</p> 	<p>Build a fort or a den with your family. You could do this indoors or outdoors.</p> 
<p>Have a picnic in the garden.</p> 	<p>Hold a Talent Show at home. What talents do you have?</p> 	<p>Make your bed and keep your room tidy without being asked.</p> 	<p>Go outside on a mini beast hunt. What insects can you find in your garden?</p> 	<p>Keep a journal or a scrapbook of your time at home with your family.</p> 



Children-keep up the efforts and keep washing your hands! Stay Safe and have a lovely Easter.

God Bless

From *WADArcy*

Mrs D'Arcy & all the team here at St. Joseph's Catholic Primary School

Over to You!

You can email us or tweet us a message that you would like to send to your parents/carers. Remember-this is all very new for us all and many of us are trying to work from home AND educate you! So why not write them a message to say thank you and I can add it to the next newsletter!